

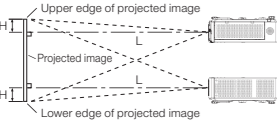
Specifications

Model		PT-VMZ60		PT-VMZ50	PT-VMZ40	PT-VMW60	PT-VMW50	
Projector type		LCD Projectors						
LCD panel	Panel size	16.3 mm (0.64 in) diagonal (16:10 aspect ratio)						
	Display method	Transparent LCD panel (x 3, R/G/B)						
	Drive method	Active matrix method						
	Pixels	2,304,000 (1920 x 1200) x 3, total of 6,912,000 pixels				1,024,000 (1280 x 800) x 3, total of 3,072,000 pixels		
Light source		Laser diodes						
Light output*1		6,000 lm		5,000 lm		4,500 lm	6,000 lm	5,000 lm
Time until light output declines to 50 %*2		20,000 hours (NORMAL)						
Resolution		1920 x 1200 pixels (Input signals that exceed this resolution will be converted to 1920 x 1200 pixels.)				1280 x 800 pixels (Input signals that exceed this resolution will be converted to 1280 x 800 pixels.)		
Contrast ratio*1		3,000,000:1 (all white/all black) (PICTURE MODE: DYNAMIC, DYNAMIC CONTRAST: [1])						
Screen size (diagonal)		0.76–7.62 m (30–300 in), 16:10 aspect ratio						
Center-to-corner zone ratio*1		85 %						
Lens		1.6 x Manual zoom (Throw ratio: 1.09–1.77:1) Manual focus lens, F = 1.60–2.12, f = 15.30–24.64 mm						
Lens shift	Vertical (from center of screen)	+44 %, 0 % (Manual)						
	Horizontal (from center of screen)	+20 %, -20 % (Manual)						
Keystone correction range		Vertical: ±25 °, Horizontal: ±35 °				Vertical, Horizontal: ±35 °		
Installation		Horizontal/vertical, free 360-degree installation						
Terminals	HDMI 1/2 IN	HDMI 19-pin x 2 (Compatible with HDCP, Deep Color, 4K/30p signal input), Audio Signal: Linear PCM (Sampling frequency: 48 kHz/44.1 kHz/32 kHz)						
	COMPUTER 1 IN	D-sub 15-pin (female) x 1 (RGB/YPbPr/YCbCr)						
	COMPUTER 2 IN/OUT	D-sub 15-pin (female) x 1 (RGB/YPbPr/YCbCr) (input/output switching)						
	VIDEO IN	Pin jack x 1						
	AUDIO 1/2 IN	M3 stereo mini-jack x 2						
	AUDIO 3 IN	Pin jack (L/R) x 1						
	VARIABLE AUDIO OUT	M3 stereo mini-jack x 1						
	SERIAL IN	D-sub 9-pin (female) x 1 for computer control (RS-232C compliant)						
	LAN	RJ-45 x 1 for network control, 10Base-T, 100Base-TX, compatible with PjLink™ (Class 2)						
	DIGITAL LINK/LAN	RJ-45 x 1 for network and DIGITAL LINK connection, HDBase-T™ compliant, 100Base-TX, compatible with PjLink™ (Class 2), HDCP, Deep Color, 4K/30p signal input				—		RJ-45 x 1 for network and DIGITAL LINK connection, HDBase-T™ compliant, 100Base-TX, compatible with PjLink™ (Class 2), HDCP, Deep Color, 4K/30p signal input
USB (VIEWER/WIRELESS/DC OUT)		USB connector (Type A) x 1 for Memory Viewer function, optional Wireless Module AJ-WM50, power supply (DC 5 V, maximum 2 A*)						
Power supply		AC 100 V–240 V, 50/60 Hz						
Power consumption		420 W		370 W		365 W	410 W	360 W
Built-in speaker		10 W monaural						
Cabinet materials		Molded plastic						
Filter*4		Included [Filter cleaning cycle: 20,000 hours (under dust conditions of 0.08 mg/m³), 10,000 hours (under dust conditions of 0.15 mg/m³)]						
Operation noise*1		NORMAL: 37 dB, QUIET: 27 dB						
Dimensions (W x H x D)		399 mm x 115 mm x 348 mm (15 23/32" x 4 17/32" x 13 11/16") (Not including protruding parts) 399 mm x 133 mm x 348 mm (15 23/32" x 5 1/4" x 13 11/16") (With feet at shortest position)						
Weight*5		Approx. 7.2 kg (15.87 lbs)						
Operating environment		Operating temperature: 0–45 °C (32–113 °F)*6 Operating humidity: 20–80 % (No condensation)						
Applicable software		Multi Monitoring & Control Software, Logo Transfer Software, Presenter Light Software for Windows®, Wireless Projector App for iOS/Android™						

*1 Measurement, measuring conditions, and method of notation all comply with ISO/IEC 21118: 2012 international standards. Value is average of all products when shipped. *2 Around this time, light output will have decreased by approximately 50 %. IEC62087: 2008 Broadcast contents, NORMAL Mode, Dynamic Contrast [2], under conditions with 30 °C (86 °F), 700 m (2,297 ft) above sea level, and 0.15 mg/m³ of particulate matter. Estimated time until light output declines to 50 % varies depending on environment. *3 On standby, power supply is available with Quick Startup set to ON or Power Management set to Ready. *4 Filter cleaning cycle varies depending on environment. Filter can be washed and reused up to two times. *5 Average value. May differ depending on the actual unit. *6 Light output is limited at operating temperatures higher than 30 °C (86 °F), and projectors cannot be operated at altitudes higher than 2,700 m (8,858 ft) above sea level.

Projection distance unit: meters [feet]

PT-VMZ60 / VMZ50 / VMZ40 / VMW60 / VMW50 [16:10 aspect ratio; throw ratio 1.09-1.77:1, UD ratio 17:1]						
Projection image size Diagonal (inch)	Projection distance (L)		Height from the edge of screen to center of lens (H)			
	min. (wide)	max. (tele)				
30"	0.68 [2.23]	1.12 [3.67]	0.022 – 0.201	0.072 – 0.659		
40"	0.93 [3.05]	1.51 [4.95]	0.030 – 0.270	0.098 – 0.886		
50"	1.16 [3.81]	1.89 [6.20]	0.037 – 0.337	0.121 – 1.106		
60"	1.39 [4.56]	2.26 [7.41]	0.045 – 0.403	0.148 – 1.322		
70"	1.64 [5.38]	2.66 [8.73]	0.052 – 0.472	0.171 – 1.549		
80"	1.87 [6.14]	3.03 [9.94]	0.060 – 0.538	0.197 – 1.765		
90"	2.12 [6.96]	3.43 [11.25]	0.067 – 0.607	0.220 – 1.991		
100"	2.35 [7.71]	3.80 [12.47]	0.075 – 0.673	0.246 – 2.208		
120"	2.83 [9.28]	4.57 [14.99]	0.090 – 0.808	0.295 – 2.651		
150"	3.54 [11.61]	5.72 [18.77]	0.112 – 1.010	0.367 – 3.314		
200"	4.73 [15.52]	7.64 [25.07]	0.150 – 1.346	0.492 – 4.416		
250"	5.92 [19.42]	9.56 [31.36]	0.187 – 1.683	0.614 – 5.522		
300"	7.11 [23.33]	11.48 [37.66]	0.224 – 2.019	0.735 – 6.624		



- The value for L (distance to screen) varies slightly depending on the zoom lens characteristics.
- At the shortest projection distance, the zoom lens characteristics may cause slight image distortion.

Panasonic®

Weights and dimensions shown are approximate. Specifications and appearance are subject to change without notice. Product availability may vary by country or region. This product may be subject to export control regulations. The terms HDMI and HDMI High-Definition Multimedia Interface, and the HDMI Logo are trademarks or registered trademarks of HDMI Licensing Administrator, Inc. in the United States and other countries. Trademark PjLink is a trademark applied for trademark rights in Japan, the United States of America and other countries and areas. Windows® is a registered trademark of Microsoft Corporation in the U.S. and other countries. Android is a trademark or registered trademark of Google LLC. iOS is a trademark or registered trademark of Cisco in the U.S. and other countries and is used under license. SOLID SHINE is a trademark of Panasonic Corporation. All other trademarks are the property of their respective trademark owners. Projection images simulated. © 2019 Panasonic Corporation. All rights reserved.



For more information about Panasonic projectors, please visit:
Projector Global Website – panasonic.net/cns/projector
Facebook – www.facebook.com/panasonicprojectoranddisplay
YouTube – www.youtube.com/user/PanasonicProjector



PT-VMZ60/VMZ50/VMW60/VMW50



PT-VMZ40

Terminals

Optional Accessories

- **High-Ceiling Mount Bracket**
ET-PKL100H
Note: ET-PKL100H is used together with an optional attachment for ceiling mount bracket ET-PKV400B (sold separately).
- **Low-Ceiling Mount Bracket**
ET-PKL100S
Note: ET-PKL100S is used together with an optional attachment for ceiling mount bracket ET-PKV400B (sold separately).
- **Attachment for Ceiling Mount Bracket**
ET-PKV400B
- **Replacement Filter Unit**
ET-RFV500
- **Wireless Module**
AJ-VM50
Note: Product availability may vary by country or region. The suffix at the end of the model number is omitted. Operating Temperature: 0–40 °C (32–104 °F).
- **DIGITAL LINK Switcher**
ET-YFB200G
Note: ET-YFB200G is not compatible with 4K signals. Not available for PT-VMZ40.
- **Digital Interface Box**
ET-YFB100G
Note: ET-YFB100G is not compatible with 4K signals. Not available for PT-VMZ40.
- **Early Warning Software**
ET-SWA100 Series
Note: Part number suffix may differ depending on the license type.
* Multi Monitoring & Control Software Ver. 2.0 or later is required.
Please download from the following website:
<https://panasonic.net/cns/projector/download/application/>

Panasonic
BUSINESS

PT-VMZ60 Series
LCD Projectors

PT-VMZ60
PT-VMZ50
PT-VMZ40
PT-VMW60
PT-VMW50

Smart Communication Style to Enhance Business and Learning



All information included here is valid as of June 2019.

PT-VMZ60G2 Printed in Japan.



LEARNING



MEETING



WORKPLACE

Meet the World's Smallest and Lightest 4,500–6,000 lumens Laser Projector Series*¹

Flexibility defines the PT-VMZ60 Series, the world's lightest LCD laser projectors*¹ developing up to 6,000 lm from a 7.2 kg (15.87 lbs) body. Carry it easily from room to room and let 1.6x zoom and Vertical/Horizontal Lens-Shift perfectly align large-format pictures on screen in spaces big or small. Easy setup is invaluable for permanent installation, where DIGITAL LINK*² and 4K signal input*³ simplify integration. As a SOLID SHINE Laser projector, light-source operation extends to 20,000 hours*⁴ with bright color maintained for longer. Designed for tomorrow to work hard today, the PT-VMZ60 Series is the smarter investment.



Black Model

* Black cabinet is available for PT-VMZ60 only. Product availability may vary by country or region.



PT-VMZ60 Series

	PT-VMZ60	PT-VMZ50	PT-VMZ40	PT-VMW60	PT-VMW50
Light Output	6,000 lm	5,000 lm	4,500 lm	6,000 lm	5,000 lm
Resolution	WUXGA			WXGA	

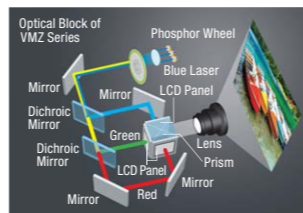


*1 For LCD Laser projectors in the 5,000-lumens-class or higher (PT-VMZ40 excluded) as of June 2019. *2 PT-VMZ40 does not feature a DIGITAL LINK terminal. *3 Supports signals up to 1080p in Long Reach Mode. Requires CAT 5e STP cable or higher. *4 Around this time, light output will have decreased by approximately 50%. IEC62087: 2008 Broadcast contents, NORMAL Mode, Dynamic Contrast [2], under conditions with 30 °C [86 °F], 700 m [2,297 ft] above sea level, and 0.15 mg/m³ of particulate matter. Estimated time until light output declines to 50 % varies depending on environment. *5 For the PT-VMZ60/VMW60, Measurement, measuring conditions, and method of notation all comply with ISO/IEC 21118: 2012 international standards. Value is average of all products when shipped. *6 All white/all black. PICTURE MODE: DYNAMIC, DYNAMIC CONTRAST: [1]. *7 Filter cleaning cycle: 20,000 hours (under dust conditions of 0.08 mg/m³), 10,000 hours (under dust conditions of 0.15 mg/m³).

Bright, Color-Rich Images with High Contrast

Vivid Images in Bright Environments

SOLID SHINE Laser phosphor drive with advanced LCD optical engine projects bright, vivid, and detailed images regardless of artificial light levels in the room. Text is finely resolved, while graphics and video retain high color saturation and contrast for immersive viewing.



High Brightness from a Compact Body

Deploy up to 6,000 lm*⁵ of brightness from a projector weighing just 7.2 kg (15.87 lbs), currently the smallest and lightest LCD laser projector series in the world*¹. High brilliance makes pictures pop even under the glare of interior lights, making projection more engaging than ever.

High 3,000,000:1*⁶ Contrast

High-precision digital laser light output modulation achieves 3,000,000:1*⁶ dynamic contrast while minimizing power consumption. High-contrast performance adds depth, dimensionality, and realism to video, defining details in shadows even when bright and dark scenes frequently interchange.

A Clearer View with Daylight View Basic


Daylight View Basic enhances sharpness by optimizing detail reproduction in dark areas of the image, which can be difficult to see in bright light. A sensor measures ambient light, allowing halftone color and brightness to be optimized to best suit the surrounding level of illumination.

No Light-Source Replacement for 20,000 Hours*⁴

Laser light-source operation extends up to 20,000 hours*⁴, lowering maintenance cost, labor, and waste when compared to lamp-based alternatives. Organizations can slim down spare-part inventories and minimize downtime.

Reusable Air Filter Extends Maintenance

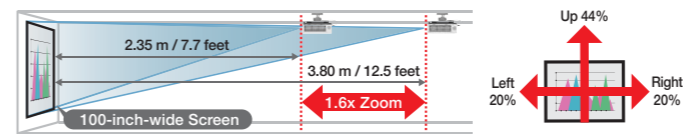
In areas with average levels of dust, such as classrooms and offices, the projector's air filter doesn't require maintenance for up to 20,000 hours*⁷. The eco-friendly filter can be washed and reused up to two times, saving on replacement costs.



Easy Installation, Simple Setup

1.6x Zoom Lens and Lens Shift Function

The 1.6x zoom lens with flexible 1.09–1.77:1 throw-ratio enables large-format projection from close up or far away from the screen: ideal for permanent installation in large or small rooms. Wide-range Vertical/Horizontal Lens-Shift aligns the image to fit the projection surface in moments. This is handy when the projection position is too high, too low, or off-center.



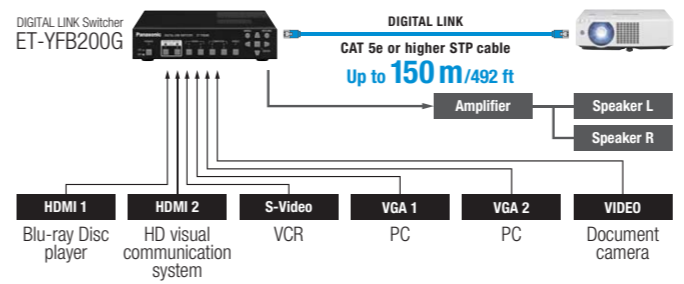
Supports 4K signal input*³

The PT-VMZ60 Series supports 4K/30p signal input*³ via HDMI*⁹ or DIGITAL LINK*² terminals, enabling seamless integration into existing or planned 4K-ready system infrastructure.



Single-Cable DIGITAL LINK*² Solution

A dedicated DIGITAL LINK*² terminal transmits AV and control signals via LAN cable for up to 150 m (492 ft)*⁸ and 4K video for up to 50 m (164 ft)*⁹. Optional DIGITAL LINK Switcher*¹⁰ and Digital Interface Box*¹⁰ reduce complexity, acting as a hub for connected sources and routing signals to the projector via one cable. A separate LAN terminal offers dedicated control interface if preferred.



Horizontal, Vertical, and Corner Keystone Correction

Manual keystone adjustment fits the image to the screen when projecting from an unusual angle. Curved Screen Correction removes barrel or pincushion distortion for natural projection onto curved surfaces.

Convenient Shutter Function

A button on top of the unit or the remote blocks light output temporarily. It's useful at break-time or whenever you don't require image display, but want the projector powered on, cued up, and ready to go again instantly.



Functions That Smoothly Facilitate Communication

Quick Start and Quick Off

The projector's laser light-source doesn't need time to warm up, so images appear almost instantaneously in Quick Start/Quick Off Standby Mode*¹¹. There's no cool-down required—it's safe to switch the unit off at any time.

Wireless Projection Function with Optional Module

Project wirelessly via PC using Presenter Light for Windows*¹² or Panasonic Wireless Projector app*¹² for iOS and Android*¹³ devices by connecting the optional AJ-WM50 Wireless Module*¹³ to the projector's USB input.

Presenter Light for Windows*¹² PCs

- Supports images, video, and documents such as PDF and PowerPoint*¹⁴
- Mirrors PC screen on the big screen
- Project media from up to four PCs simultaneously in Split Screen Mode

Note: Audio playback may be disrupted or become noisy while images and sound are being transmitted. Should this occur, navigate to [Audio settings] and check [No] against the [Allow audio capture] option.

Wireless Projector for iOS/Android*¹³

Dedicated apps for iOS and Android devices feature simple 3-step initial connection and support the transmission of still images and PDF data.

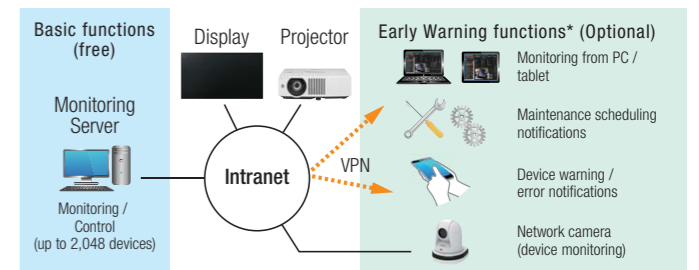


Memory Viewer Light Function

You don't need to connect a computer to start presenting—just insert a USB memory stick containing your media and start projecting straight away.

Multi Monitoring & Control Software

Manage up to 2,048 devices via network with system map visualization and auto-search of unregistered devices. The free software is available with Early Warning functions (free 90-day trial*¹⁴). These enable real-time monitoring, abnormality detection, and much more.



*Software functionality varies depending on the model.

Other Features

- Direct Power Off
- Low 0.4 W Power-Consumption on Standby
- Auto Input Signal Search
- Color-Board and Blackboard Modes
- Easy Remote Monitoring and Control Over LAN
- Compatible with Crestron Connected™, AMX DD, and PLink™
- Built-in 10 W Speaker

*8 150 m [492 ft] transmission available only with ET-YFB200G DIGITAL LINK Switcher for signals up to 1080p in Long Reach Mode. Requires CAT 5e STP cable or higher. *9 Requires CAT 5e STP cable or higher. *10 ET-YFB200G DIGITAL LINK Switcher and ET-YFB100G Digital Interface Box do not support 4K signal transmission. Not available for PT-VMZ40. *11 When ECO MANAGEMENT > QUICK STARTUP is set to ON, Quick Start is unavailable after the Available Period setting has expired. When QUICK STARTUP is set to ON, the projector continues to warm up, increasing power consumption. *12 Please check device and OS requirements before download and installation. *13 Product availability may vary by country or region. The suffix at the end of the model number is omitted. *14 Installation of Multi Monitoring & Control Software Version 2.0 or later is required to activate Early Warning Software functions. A free 90-day trial is offered upon installation of Multi Monitoring & Control Software. To continue using Early Warning Software functions, please purchase a license (one per PC) and activate at PASS.